

A DIFFERENT KIND OF TOPDRESSER

# There's No Turf Material That This Tiger Can't Handle



NFL Football Stadium  
in the Northeast



VERSATILE, POWERFUL, PRECISE, AND RELIABLE

[MillcreekMfg.com](http://MillcreekMfg.com)





## VERSATILE, POWERFUL, PRECISE, AND RELIABLE

The Turf Tiger™ from Millcreek is one tough topdresser. The aggressive Saber Tooth™ spreading mechanism handles wet and "clumpy" material like nothing else.

That means your turf maintenance schedule won't be at the mercy of weather or wet material. Whenever you need to apply topdressing, compost, infield mix or other bulk materials to your turf, with a Turf Tiger you're good to go.

The Turf Tiger Model 4300 has a large 7500 pound capacity and handles 3.2 cubic yards or more, depending on material. And the optional Saber Tooth attachment puts you in complete control of your topdressing schedule. The brush and spinner attachments are also optional on the 4300.

The Turf Tiger Cub Models 3100 and 3200 are perfect for limited budgets. The two sizes have a 1.8 and 2.3 cubic yard capacity.

Here's some really good news. The Turf Tigers sells for less than you would probably expect. But for the basic price you get one of the most versatile turf spreading machines ever produced.

Rugged? You bet. We put the Turf Tiger through every endurance test we could imagine. We tested performance in the field under every adverse condition we could find. All because we want you to be so pleased with your Turf Tiger that you won't want to spread or topdress with any other machine. It's that good.



INFIELD MIX



COMPOST



TOPDRESSING

The exclusive Saber Tooth Attachment spreads any turf material wet or dry.

# HOW WET IS WET?

## A VISUAL DEMONSTRATION

In setting out to prove how well the Turf Tiger™ with the Saber Tooth™ attachment spreads wet material, we went to extremes. We soaked a load of sand and a separate load of compost until water ran out the bottom.

Dry material is hydrophobic, it repels water. So we mixed the material thoroughly until it was soaked through and through to provide a fair test. No dry pockets of material hiding in there. The photos below show how we did it, and the results.

### SAND



*We loaded dry sand into the Turf Tiger, then let the water flow.*



*We made sure the entire load was wet through and through.*



*For demonstration purposes, we spread the wet sand on a clean blacktop surface.*



*The wet sand was applied uniformly across the blacktop, an amazing feat.*

### COMPOST



*Wet compost can be one of the most difficult materials to spread on turf*



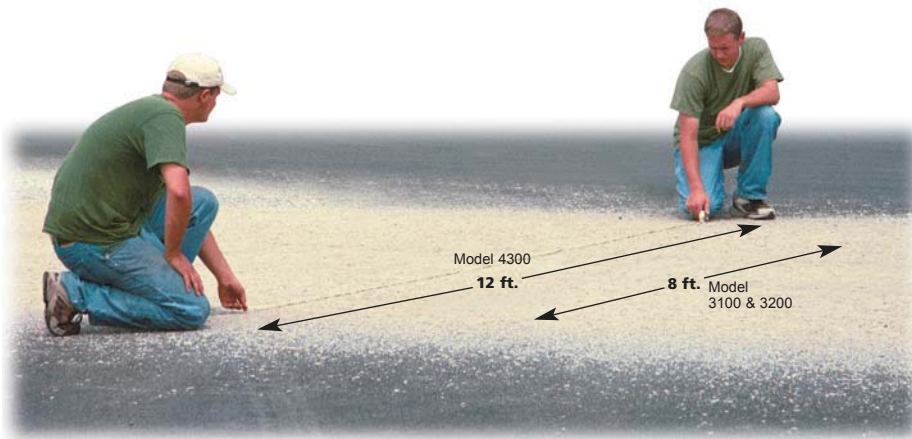
*For a good test, we made sure the compost was thoroughly soaked.*



*The load was so wet, it stuck to the bucket until we shook it free.*



*Sure enough, the Turf Tiger spreads soaking wet compost with no problem.*



### SPREAD WET SAND, LIGHT OR HEAVY

The Turf Tiger spreads the wettest sand in a uniform 12' wide pattern, from a very light covering up to the heaviest coverage you'll ever need. You can see how the edges have dried on this blistering 95° day on a blacktop surface. The primary pattern remains discernably wet.





# Model 4300

## 7500 lb Capacity / 3.2 Cubic yards

AVAILABLE IN TRACTOR HYDRAULIC OR PTO HYDRAULIC DRIVE



## New Advantages for Turf Professionals

The Turf Tiger spreads wet material like no other machine. It spreads a path wider than the tires to help minimize travel over the same turf area. The wider spread pattern means faster applications and fewer trips across the turf.

There are four ways to control spreading: belt speed, attachment speed, endgate opening, and ground speed.

Separate belt and attachment speed controls give you infinite settings for maximum operating flexibility.

### No other topdresser spreads as many kinds of material, wet or dry

- Sand/peat topdressing
- Wet sand
- Compost
- Infield mixes
- Soil amendments
- Infield conditioners
- Soil mixtures

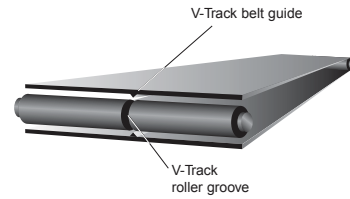


*Above is the Model 4300, with extension sides yielding a capacity of 5.25 yards*

## Standard Features



- Powerful dual hydraulic system operates from your choice of tractor hydraulic system or PTO hydraulic system.
- Flotation turf tires exert only 14 PSI when the Turf Tiger is fully loaded with 7500 lbs., and provide wide track stability with heavy loads.
- Self-aligning "V-Track" System keeps the material delivery belt aligned at all times.
- Rubber coated drive rollers prevent belt slippage.



- Dual hydraulic controls provide infinite speed adjustments for belt and attachments
- The Turf Tiger has numerous time and labor saving maintenance features. Your mechanics will love it.

## Optional Attachments

### SABER TOOTH



The patent pending Saber Tooth attachment is optional equipment on the Turf Tiger 4300. It is remarkably powerful, yet applies a consistent and uniform spreading pattern that ranges from 8' to 12' wide, depending on the material.



### SPINNER



Many sports turf professionals prefer topdressing frequently with light applications. The

Turf Tiger dual spinner attachment is ideal for broadcast spreading in a light coverage pattern up to 35' wide. Changing attachments takes less than 5 minutes.

### BRUSH

The 42" wide Turf Tiger brush attachment provides precision drop spreading capabilities.





## The smaller, versatile Turf Tiger Models for limited budgets

### MODEL 3100

3000 LB CAPACITY / 1.8 CUBIC YARDS / PTO MECHANICAL DRIVE



- 89.5 inches long
- 37 inches wide

## The fastest, most affordable high-capacity topdresser in sports turf today



*The loading flares simplify loading, add to the capacity and help prevent spills during transport.*

Topdress twice as fast without compromising precision. Exclusive Millcreek Saber Tooth technology gives you speed, accuracy and versatility unlike any other topdresser on the market today. There's nothing else as affordable for limited budgets at schools, park and recreation departments, and golf courses. Turf Tiger Cubs come in two sizes, 1.8 and 2.3 cubic yard capacity.

Turf Tiger Cubs are user friendly and more versatile than any other equipment of its kind thanks to the remarkable Saber Tooth beater that lets you apply all kinds of bulk material with precision, power and speed.

- Sand/peat topdressing
- Synthetic turf infill
- Infield mixes
- Lime
- Compost
- Wood chips
- Grass clippings
- De-icing materials

# MODEL 3200

3750 LB CAPACITY / 2.3 CUBIC YARDS / PTO MECHANICAL DRIVE

- 114 inches long
- 37 inches wide



***"One terrific machine!  
I did the job in half the time."***

Charlie Meeks, TurboLink International  
Clearwater, FL

**There is no better value in sports turf topdressing equipment**




### **Saber Tooth Beater**

Exclusive technology provides a unique combination of spreading precision and speed.



### **Drive System**

Simple heavy duty drive system is built for years of trouble free service.



### **Apron Chain**

Heavy duty 3/8" T-Link apron chain.



### **Metering Gate**

Easily adjusts for high volume material flow to the Saber Tooth beater.

### **The Turf Tiger Cub features:**

- Choice of 1.8 or 2.3 cu. yd. capacity
- Spreads up to 8' wide
- Application depth from a dusting up to 1" in one pass
- Spreads any material even if wet and clumpy
- Saber Tooth beaters never clog
- Ideal for heavy applications



### **OPTIONAL Engine Drive**

13hp Honda engine with drive remote control electric clutch



SPECIFICATIONS	MODEL 3100	MODEL 3200	MODEL 4300
			2.2 cu. yd. / 3.85 cu. yd. with extension sides
			3.2 cu. yd. / 5.25 cu. yd. with extension sides
			7500 lbs.
			84 inches
			48 inches
			24 inches
			12'8"
			93 inches
			73 inches
			65 inches
			11-gauge steel body on heavy steel chasis
			3/16" (thick) black PVC belt
			Turf (41/18LL-16.1, 6-ply)
			Ground Pressure, loaded 14 PSI
			Sealed ball bearings
			Hydraulic motor
			Hydraulic motor / Chain reduction
			Powder coating
			2180 lbs.
			35 HP & greater, tractor weight of must be at least 50% of gross loaded weight

\*NOTE 1: Struck capacity is level to the top of the side sheets (does NOT include the loading flares).

\*\*NOTE 2: Tractor weight specifications for LEVEL terrain. For SLOPING terrain, increase tractor weight to 100% of load weight.



Eastern Farm Machinery Ltd. ☐  
 10 Nicholas Beaver Rd. ☐  
 Puslinch, On., N0B 2J0 ☐  
 T 5197632400, F 5197633930 ☐  
 sales@easternfarmmachinery.com

